




> **Motores monofásicos hormigonera**




1500 RPM


REFER.	TIPO	CV.	KW.
MH-05	71	0,5	0,37
MH-1	80	1	0,75
MH-1,5	90	1,5	1,1
MH-2	90	2	1,5
MH-3-90	90	3	2,2
MH-3	100	3	2,2

1500 RPM

REFER.	TIPO	CV.	KW.
MHS-1	80	1	0,75
MHS-2	90	2	1,5
MHS-3	100	3	2,2



> **Motores trifásicos hormigonera**



1500 RPM

REFER.	TIPO	CV.	KW.
TH-1,5	90	1,5	1,1
TH-2	90	2	1,5
TH-3	100	3	2,2

1500 RPM

REFER.	TIPO	CV.	KW.
THS-2	90	2	1,5
THS-3	100	3	2,2

